

# EASTERN ILLINOIS

## 2018-19 Men's Basketball



EASTERN ILLINOIS

### EASTERN ILLINOIS (0-1) at IUPUI (0-1)



Saturday, November 10 • 12 pm  
Indianapolis, Ind. • Indiana Farmers Coliseum

RADIO: Hit Mix 88.9 FM

TV: ESPN3

LIVE STATS: [www.iupuijags.com](http://www.iupuijags.com)

SERIES RECORD: EIU leads 3-2

LAST MEETING: @EIU 80, IUPUI 79 on Nov. 17, 2017



### GAME 2

Eastern Illinois plays its second game on the road to open the 2018-19 season as the Panthers visit IUPUI. EIU lost its opening game on Tuesday at Texas, 71-59, after the Longhorns went on a 15-0 run in the final four minutes of the opening half to break open a two-point game. IUPUI lost on the road, 82-69, at Xavier after the Jags trailed by three at the half. The game will be a homecoming for sophomore guard Mack Smith who played at Warren Central High School in Indianapolis, just ten miles from the Indiana Farmers Coliseum.

### KUKOBAT WITH GOOD EIU DEBUT

Transfer forward Rade Kukobat opened the season draining a 3-pointer at Texas to score the first points of the year for the Panthers. He would finish the game with a team high 12 points and 7 rebounds during the 71-59 loss to the Longhorns. Kukobat was 5-of-6 from the foul line and 1-of-2 from 3-point range. He would add a block and two steals. Last season at Vincennes University, Kukobat had 11 double figure scoring games as he helped lead the team to a fourth place finish at the Junior College National Tournament in Hutchinson, Kansas.

### PANTHERS ON THE STEAL

Eastern Illinois had nine steals in the season opener against Texas on Tuesday with transfer guard Shareef Smith collecting four of those steals. Rade Kukobat and Josiah Wallace both added a pair of steals. Last season EIU averaged 5.9 steals per game getting nine or more steals in five games. The season high was ten steals against both Nebraska in the season opener and Saint Francis (Ill.). The Panthers forced 16 Texas turnovers in the game resulting in 11 points off turnovers.

### UP NEXT

Saturday, Nov. 17 vs. Western Illinois at 7 pm (TV - ESPN+)

N 2	EUREKA COLLEGE (ex.)	W 79-44
N 6	at Texas	L 59-71
N 10	at IUPUI	12 pm
N 17	WESTERN ILLINOIS	7 pm
N 23	+ Gardner-Webb	4 pm
N 24	+ Arkansas State	4 pm
N 25	+ UNC Wilmington	12 pm
N 28	PURDUE FORT WAYNE	7 pm
D 1	at Chicago State	2 pm
D 4	+ FONTBONNE UNIVERSITY	7 pm
D 8	at Western Illinois	7 pm
D 15	at Bradley	7 pm
D 21	at Iowa State	7 pm
D 30	NORTH ALABAMA	2 pm
J 3	• UT MARTIN	7:30 pm
J 5	• SIUE	3:15 pm
J 10	• at Jacksonville State	7:15 pm
J 12	• at Tennessee Tech	3:15 pm
J 17	• MURRAY STATE	7:30 pm
J 19	• AUSTIN PEAY	3:15 pm
J 24	• at UT Martin	7:30 pm
J 26	• at Southeast Missouri	4:30 pm
J 31	• EASTERN KENTUCKY	7:30 pm
F 2	• MOREHEAD STATE	3:15 pm
F 7	• at Murray State	7 pm
F 9	• at Austin Peay	3:45 pm
F 14	• at SIUE	5:30 pm
F 16	• SOUTHEAST MISSOURI	3:15 pm
F 21	• at Belmont	7 pm
F 23	• at Tennessee State	7:30 pm
F 28	• JACKSONVILLE STATE	8 pm
M 2	• TENNESSEE TECH	3:15 pm
M 6-9	at OVC Tournament (Evansville, Ind.)	
	• Ohio Valley Conference Games	
	+ <a href="http://visitcurrituckOBX.com">visitcurrituckOBX.com</a> Battle in the Blue Ridge	

### EASTERN ILLINOIS PROJECTED STARTERS \*

P	#	Name	Ht	Wt	Yr	Hometown	Pts	Reb	Ast
G	3	Mack Smith	6-2	185	Fr	Indianapolis, Ind.	11.0	2.0	2.0
G	5	Shareef Smith	5-10	180	Jr	Madison, Wis.	8.0	4.0	2.0
G	22	Josiah Wallace	6-4	185	So	Marshall, Ill.	5.0	5.0	1.0
F	24	Rade Kukobat	6-9	225	Jr	Gary, Ind.	12.0	7.0	0
F	32	JaQualis Matlock	6-5	225	Jr	Hopkinsville, Ky.	8.0	4.0	0

### EASTERN ILLINOIS RESERVES

G	1	Kashawn Charles	6-1	185	So	Wyandanch, NY	0	0	0
G	2	Terrell Lewis	5-7	150	R-Sr	St. Louis, Mo.		DNP	
F	10	Cam Burrell	6-7	175	Fr	Chicago, Ill.	4.0	5.0	0
G	11	Logan Koch	6-1	200	Jr	Shawnee, Kan.		DNP	
G	13	Shawn Wilson	5-11	165	Jr	Harvey, Ill.	0	0	0
F	21	Braxton Shaw	6-7	210	Jr	Fontana, Calif	4.0	1.0	0
G	23	Ben Harvey	6-5	190	Fr	Jonesboro, Ark.	5.0	2.0	0
F	40	Lucas Jones	6-8	205	Sr	Prairie Village, Kan.	0	0	0
C	55	Aboubacar Diallo	6-8	200	Sr	Abidjan, Ivory Coast	2.0	1.0	0



### 2018-19 OVC BASKETBALL STANDINGS

SCHOOL	OVC	OVERALL
Austin Peay	0-0	1-0
Belmont	0-0	0-0
Eastern Illinois	0-0	0-1
Eastern Kentucky	0-0	0-1
Jacksonville State	0-0	0-0
Morehead State	0-0	1-0
Murray State	0-0	0-0
SIUE	0-0	0-1
Southeast Missouri	0-0	0-1
Tennessee State	0-0	0-0
Tennessee Tech	0-0	0-1
UT Martin	0-0	1-0

Through games on November 7, 2018

# INSIDE THE NUMBERS



**EASTERN ILLINOIS.**



EIU Points Per Game.....	59.0	IUPUI Points Per Game.....	69.0
Opponents Points Per Game .....	71.0	Opponents Points Per Game .....	82.0
Scoring Margin .....	- 12.0	Scoring Margin .....	- 13.0
Field Goal Percentage.....	.357	Field Goal Percentage.....	.357
3-Point Field Goal Percentage ....	.261	3-Point Field Goal Percentage ....	.333
Free Throw Percentage .....	.722	Free Throw Percentage .....	.769
Rebounds.....	34.0	Rebounds.....	36.0
Rebound Margin .....	- 1.0	Rebound Margin .....	- 7.0
Assists Per Game .....	5.0	Assists Per Game .....	11.0
Turnovers Per Game .....	19.0	Turnovers Per Game .....	15.0
Steals Per Game.....	9.0	Steals Per Game.....	4.0
Blocks Per Game.....	4.0	Blocks Per Game.....	3.0
Field Goal Percentage Defense...	.500	Field Goal Percentage Defense...	.470

## EASTERN ILLINOIS HEAD COACH JAY SPOONHOUR

Jay Spoonhour is in his seventh season as the Panthers head coach having been hired on April 9, 2012. Spoonhour was previously the head coach at Moberly Area Community College where he coached for three seasons. He was a long time assistant coach at the NCAA Division I level and served as the interim head coach at UNLV to complete the 2004 season posting a 6-4 record and taking the team to the finals of the Mountain West Conference Tournament along with an NIT appearance. In 2001 Spoonhour was named the National Junior College Coach of the Year leading Wabash Valley College to the NJCAA National Championship with a 36-1 record. He is the son of the late legendary coach Charlie Spoonhour. Spoonhour played basketball at Pittsburg State earning his degree in 1994. He was an honorable mention All-Conference selection. He has assistant coaching stops at Central Missouri, Saint Louis, UNLV, Missouri and Texas San Antonio. Spoonhour's career mark is 185-139; 85-111 at the NCAA Division I level. His EIU record is 79-107 with an OVC mark of 44-54. Spoonhour led the program to its first NCAA Division I postseason win on March 17, 2015 with a 97-91 win at Oakland in the CIT.

## LAST TIME OUT

Texas went on a 15-0 run over the final four minutes of the first half as the Longhorns broke open a close game and beat Eastern Illinois, 71-59, in the season opener. EIU was held to 36 percent shooting as Rade Kukobat and Mack Smith both finished in double figures. The Panthers held their own on the glass with a Texas 35-34 rebounding advantage for the game. Kukobat had a team high seven rebounds.

## SCOUTING IUPUI

Jason Gardner is in his fifth season as the head coach at IUPUI helping the Jaguars transition from the Summit League to the Horizon League last season. IUPUI lost its season opener at Xavier, 82-69, after trailing by three at the half. Jaylen Minnett came off the bench to score 21 points to lead IUPUI in scoring. IUPUI did lose its top three scorers from last year's team but replaced them with five Division I transfers.

## SERIES INFORMATION

This will be the sixth meeting between Eastern Illinois and IUPUI. The Panthers lead the all-time series 3-2 after winning 80-79 last season in Charleston. In the game Terrell Lewis made a pair of free throws with six seconds left and Muusa Dama made a steal on the long inbound pass to give EIU the win. Lewis had 25 points in the game. This will be only the second time EIU has played IUPUI in Indianapolis. The other time was in November of 2008, a 67-60 IUPUI win in Consecro Fieldhouse.

# QUICK FACTS

**EIU BASKETBALL CONTACT INFO / QUICK FACTS**  
 Contact:..... Rich Moser  
 Email:..... rlmoser@eiu.edu  
 Phone:..... (217) 581-7480  
 Cell Phone:..... (217) 508-8317  
 Website:..... www.EIUpantthers.com  
 Location ..... Charleston, Ill.  
 Enrollment .....7,526  
 Nickname ..... Panthers  
 Colors ..... Blue, Gray & White  
 President ..... Dr. David Glassman  
 Athletic Director..... Tom Michael  
 Basketball Arena ..... Lantz Arena  
 Basketball Radio Station ..... Hit Mix 88.9 WEIU  
 Announcers..... Mike Bradd & Jack Ashmore



**TWITTER**  
 @EIU\_Panthers  
 @e iubasketball



**FACEBOOK**  
 EIUPanthers  
 EIUMensBasketball



**INSTAGRAM**  
 eiupanthernation

## Career Double-Doubles

**TERRELL LEWIS (3)**  
 LAST

12 pts, 10 ast at UT Martin (Feb. 18, 2016)

**MACK SMITH (1)**  
 LAST

22 pts, 11 reb vs. UT Martin (Jan. 18, 2018)

## Career Double Figure Scoring

Terrell Lewis.....	54
Mack Smith.....	15
Lucas Jones.....	1
Rade Kukobat.....	1

## Career Double Figure Rebounds

Aboubar Diallo.....	2
Mack Smith.....	1

## Career Double Figure Assists

Terrell Lewis.....	6
--------------------	---

## 2018-19 Eastern Illinois Panther Basketball

#	PLAYER	POS	HT	WT	YR	HOMETOWN (HIGH SCHOOL/LAST)	PLAYER NOTES
1	Kashawn Charles	G	6-1	185	So	Wyandanch, NY (Lafayette CC)	Averaged 15.6 points per game at Lafayette CC
2	Terrell Lewis	G	5-7	150	R-Sr	St. Louis, Mo. ( Ladue HS)	Became 9th player in OVC history with 1,000 points, 500 assists
3	Mack Smith	G	6-2	185	So	Indianapolis, Ind. (Warren Central HS)	All-OVC Newcomer Team in 2018 (54 3-pointers made)
5	Shareef Smith	G	5-10	180	Jr	Madison, Wis. (Highland (IL) CC)	Ranked 13th in NJCAA last season with 163 assists
10	Cam Burrell	F	6-7	175	Fr	Chicago, Ill. (Morgan Park HS)	Helped team win back-to-back IHSA 3A State Titles
11	Logan Koch	G	6-1	200	Jr	Shawnee, Kan. (Mill Valley HS)	First career start at Tennessee State (6 pts, 2-of-2 on 3-pt)
13	Shawn Wilson	G	5-11	165	Jr	Harvey, Ill. (Thornton HS)	Played 27 minutes vs. Tenn Tech - had 5 points, 6 assists
21	Braxton Shaw	F	6-7	210	Jr	Fontana, Calif. (Odessa CC)	Averaged 7.9 points / 4.9 rebounds at Odessa CC
22	Josiah Wallace	G	6-4	185	So	Marshall, Ill. (Olney Central College)	Ranked 15th in NJCAA in scoring last season at 21.2 ppg
23	Ben Harvey	G	6-5	190	Fr	Jonesboro, Ark. (Link Year Prep)	Averaged 25 points per game as a senior at Link Year Prep
24	Rade Kukobat	F	6-9	225	Jr	Gary, Ind. (Vincennes University)	Averaged 9.2 points, 6.6 rebounds for 34-3 Vincennes
32	JaQualis Matlock	F	6-5	225	Jr	Hopkinsville, Ky. (Moberly Area CC)	Averaged 9.4 points, 7.2 rebounds at Moberly Area CC
40	Lucas Jones	F	6-8	205	Sr	Prairie Village, Kan. (Shawnee Mission East HS)	Had 6 points, 7 rebounds vs. SIUE in final home game
55	Aboubacar Diallo	C	6-9	200	Sr	Abidjan, Ivory Coast (St. Louis Christian Academy)	Has 47 blocks in 2018, ranked 3rd in OVC

<p><b>Head Coach:</b> Jay Spoonhour (Pittsburg State, 1994 - 7th year)</p> <p><b>Assistant Coach:</b> Rand Chappell (Missouri State, 1985 - 6th year) - (like Chapel)</p> <p><b>Assistant Coach:</b> Justin Brown (Southwest Baptist, 2009 - 1st year)</p> <p><b>Assistant Coach:</b> Tone Boyle (Milwaukee, 2012 - 2nd year) - (rhymes with bone)</p> <p><b>Graduate Assistant:</b> Matt Horgan (Eastern Illinois, 2016 - 1st year)</p> <p><b>Athletic Trainer:</b> Michael Nordgren (2nd year)</p>	<p><b>Pronunciation Guide</b></p> <p>#1 - Kashawn Charles      Kay-sean</p> <p>#11 - Logan Koch            Cook</p> <p>#24 - Rade Kukobat        Rah-day * koo-kaa-bot</p> <p>#32 - JaQualis Matlock    jah-Quay-liss</p> <p>#55 - Aboubacar Diallo     Boo-bah-car</p>
--	---

### Panthers Record When...

Numbers from 2018-19 season

Leading at the half .....	0-0
Trailing at the half .....	0-1
Tied at the half .....	0-0
EIU leads in rebounds .....	0-0
Opponent leads in rebounds .....	0-1
Rebounds are equal .....	0-0
EIU has more turnovers .....	0-1
Opponent has more turnovers .....	0-0
Turnovers are equal .....	0-0
EIU shoots 50% or better .....	0-0
EIU shoots below 40% .....	0-1
Opponent shoots 50% or better .....	0-1
Opponent shoots below 40% .....	0-0
EIU has 65 or fewer points .....	0-1
EIU has 80 or more points .....	0-0
Opponent scores 65 or fewer .....	0-0
Opponent score 80 or more .....	0-0
Games decided by 1-5 points .....	0-0
Games decided by 6-10 points .....	0-0
Games decided by 11-15 points .....	0-1
Games decided by 16 points or more .....	0-0
Overtime Games .....	0-0

- Mack Smith picked up where he left off last season as the sophomore guard finished in double figures with 11 points at Texas. Last season Smith was an All-OVC Newcomer team selection averaging 12.4 points per game. Smith set the EIU freshman single game scoring record with 31 points against Tennessee Tech and had double figures in 13 of his final 14 games.

- Aboubacar Diallo opened the season with two points, a rebound and a blocked shot at Texas. Last season Diallo was third in the OVC with 47 blocked shots as he ranks fifth on the EIU career list with 75 career blocks. Diallo's had seven games with three or more blocks last season including five in both regular season games against Austin Peay.

- Guard Shareef Smith started at the point guard position for the Panthers seeing 23 minutes on the floor due to some first half foul problems. Smith had a team high four steals to go along with eight points and four rebounds. He had two assists after ranking 13th in the junior college ranks last season with 163 assists.

- Freshman Cam Burrell was active on both ends of the floor in his collegiate debut at Texas. Burrell had five rebounds against the bigger Longhorns line-up pulling down three of those on the offensive glass. He would go 2-of-3 on shots from the floor scoring four points. Burrell chipped in defensively with two blocks and a steal.

- JaQualis Matlock scored eight points and pulled down four rebounds in his Eastern Illinois debut against Texas. Matlock was the Panthers top rebounder in the Panthers exhibition win over Eureka College with 11 rebounds. Last season at Moberly Area CC, Matlock was a second team All-Region selection averaging 9.4 points and 7.2 rebounds per game.

- Last season Josiah Wallace ranked 15th in the nation in scoring in the junior college ranks averaging 21.2 points per game. Wallace was the Panthers leading scorer in their exhibition win against Eureka with 23 points. In the regular season opener at Texas, Wallace had to take over some of the ball handling duties in the first half and was limited to five points on 1-of-8 shooting including a 1-of-5 night from 3-point range.




- Last season Eastern Illinois shot 68 percent from the free throw line as the Panthers had just three players that shot 72 percent or better from the stripe for the season. In the season opener EIU was 13-of-18 from the foul line finishing at 72.2 percent. Rade Kukobat was 5-of-6 from the line while JaQualis Matlock and Braxton Shaw both converted their two trips to the line.

- Eastern Illinois was 6-of-23 from 3-point range on Tuesday at Texas as five different players knocked down a 3-pointer. In the exhibition game against Eureka College, EIU was 9-of-25 from beyond the arc. Last season EIU shot 35.7 percent from 3-point range averaging 20 3-point attempts per contest.





**2018-19 BENCH SCORING**

<b>Game</b>	<b>EIU</b>	<b>Opp.</b>
at Texas (Nov. 6).....	15.....	26
<b>Totals (Minus 11).....</b>	<b>16.....</b>	<b>26</b>



**2018-19 POINTS IN THE PAINT**

<b>Game</b>	<b>EIU</b>	<b>Opp.</b>
at Texas (Nov. 6).....	20.....	32
<b>Totals (Minus 11).....</b>	<b>20.....</b>	<b>32</b>



**This Last Time It Happened...**

**An EIU player scored 40 points or more...**

Josh Gomes (40) vs. UT Martin (Feb. 7, 2004)

**An EIU player scored 30 points or more...**

Mack Smith (31) vs. Tennessee Tech (Feb. 3, 2018)

**An EIU player had 20 rebounds or more...**

Michael Slaughter (20) at Central Connecticut (Jan. 14, 1995)

**An EIU player had 15 rebounds or more...**

Muusa Dama (17) at South Alabama (Dec. 16, 2017)

**An EIU player had 15 assists or more...**

Chad Peckinpugh (18) vs. Southeast Missouri (Feb. 22, 1997)

**An EIU player had 10 assists or more...**

Terrell Lewis (10) at Marquette (Nov. 27, 2017)

**An EIU player had 5 steals or more...**

Terrell Lewis (5) vs. Bradley (Nov. 29, 2016)

**An EIU player had 5 blocks or more...**

Aboubacar Diallo (5) vs. Austin Peay (Feb. 10, 2018)

**An EIU player made 5 or more 3-pointers...**

Montell Goodwin (5-of-14) at UT Martin (Feb. 17, 2018)

**An EIU players made 10 or more free throws...**

A.J. Riley (10-of-14) at Austin Peay (Jan. 23, 2016)

**An EIU player had a double-double...**

Muusa Dama (14 points, 10 reb) at Southeast Missouri (Feb. 15, 2018)

**EIU had two players post a double-double in same game...**

January 18, 2018 vs. UT Martin (W, 80-60)

Mack Smith (22 points, 11 rebounds)

Muusa Dama (12 points, 13 rebounds)

**EIU had two players score 20 or more points in a game...**

February 3, 2018 vs. Tennessee Tech (W, 79-71)

Mack Smith (31) and Montell Goodwin (23)

**EIU had five players score in double figures...**

January 20, 2018 vs. Southeast Missouri (L, 74-86)

**EIU made 10 or more 3-pointers in a game...**

February 3, 2018 vs. Tennessee Tech... (11-of-17, 64.7 pct)

**EIU had 20 or more assists in a game...**

December 21, 2017 vs. Saint Francis (Ill.) (21)

**EIU had 10 or more blocked shots in a game...**

February 15, 2015 vs. UT Martin (10)

**EIU had 10 or more steals in a game...**

December 21, 2017 vs. Saint Francis (Ill.) (10)

**EIU shot over 50 percent from the floor in a game...**

Feb. 10, 2018 vs. Austin Peay (25-of-49 for 51.0 percent)

**EIU shot over 60 percent from the floor in a game...**

November 24, 2017 vs. Fontbonne University (38-of-62 for 61.3 percent)

**EIU scored 100 points in a game...**

December 19, 2016 vs. Fontbonne (W, 101-49)

**EIU won an overtime game...**

February 11, 2017 vs. Southeast Missouri (W, 86-80 OT)

<b>1</b>	<b>Kashawn Charles</b> 6-1, 185, So., G Wyandanch, NY	<b>G</b> 1	<b>FG</b> .000 0-1	<b>3FG</b> .000 0-1	<b>FT</b> .000 0-0	<b>Pts</b> 0	<b>Reb</b> 0	<b>Ast</b> 0	Avg. 15.6 ppg at Labette (Kan.) CC last season Ranked 12th in Jayhawk Conference in scoring Knocked down 62 3-pointers at Labette last season Small School Player of the Year in New York as a Senior Scored more than 2,000 points in prep career
<b>2</b>	<b>Terrell Lewis</b> 5-7, 150, R-Sr., G St. Louis, Mo.	<b>G</b> Did Not Play	Did Not Play 23-63 18-47 8-12			<b>Pts</b>	<b>Reb</b>	<b>Ast</b>	Career high 25 points against IUPUI (7-of-9 on 3-pointers) EIU career leader in assists with 501 (set record on 1/19/17) Ranks 4th on EIU career 3-pointers list with 209 9th player in OVC history with 1,000 points, 500 assists 37th EIU player over 1,000 points (1,009)
<b>3</b>	<b>Mack Smith</b> 6-2, 185, Fr., G Indianapolis, Ind.	<b>G</b> 1	<b>FG</b> .364 4-11	<b>3FG</b> .250 2-8	<b>FT</b> .500 1-2	<b>Pts</b> 11.0	<b>Reb</b> 2.0	<b>Ast</b> 2.0	OVC Freshman of the Week - Feb. 4 (avg. 22.5 ppg) OVC Freshman of the Week - Jan. 22 (avg. 19.5 ppg) Double-double vs. UT Martin (22 points, 11 rebounds) Had multiple 3-pointers made in 11 straight games (1/6 to 2/15) Scored in double figures in 9 straight games (1/20 to 2/15)
<b>5</b>	<b>Shareef Smith</b> 5-10, 180, Jr., G Madison, Wis.	<b>G</b> 1	<b>FG</b> .600 3-5	<b>3FG</b> .500 1-2	<b>FT</b> .500 1-2	<b>Pts</b> 8.0	<b>Reb</b> 4.0	<b>Ast</b> 2.0	MVP of NJCAA Region IV Tournament last season Played 2017-18 season at Highland (IL) CC Ranked 13th in JUCO with 163 assists Helped team reach NJCAA National Tournament in 2018 Conference Player of the Year in HS in Madison, Wis.
<b>10</b>	<b>Cam Burrell</b> 6-7, 175, Fr., F Chicago, Ill.	<b>G</b> 1	<b>FG</b> .667 2-3	<b>3FG</b> .000 0-0	<b>FT</b> .000 0-0	<b>Pts</b> 4.0	<b>Reb</b> 1.0	<b>Blk</b> 2.0	Helped team win back-to-back 3A state titles in HS Daily Southtown Player of the Year as a senior Had 29 double-doubles in 34 games during senior year Shot 71 percent from the field as a senior Averaged 17.7 points, 13.1 rebounds per game
<b>11</b>	<b>Logan Koch</b> 6-1, 200, Jr., G Shawnee, Kan.	<b>G</b> Did Not Play	Did Not Play			<b>Pts</b>	<b>Reb</b>	<b>Ast</b>	First career start at TSU, had six points (2-of-2 on 3-pt) Six points vs. UT Martin... Six points at Morehead State Two or more assists in five OVC games this season Was expected to redshirt season until injury to (Lewis) First appearance of season at South Alabama (11 min)
<b>13</b>	<b>Shawn Wilson</b> 5-11, 165, Jr., G Harvey, Ill.	<b>G</b> 1	<b>FG</b> .000 0-0	<b>3FG</b> .000 0-0	<b>FT</b> .000 0-0	<b>Pts</b> 0	<b>Reb</b> 0	<b>Ast</b> 0	Played 27 minutes vs. TTU (5 points, 6 assists) Season high 13 minutes vs. Jacksonville State Scored first collegiate points against Saint Francis Played 3 minutes at South Alabama, 1 steal Was basketball team manager in 2016-17 season
<b>21</b>	<b>Braxton Shaw</b> 6-7, 210, Jr., F Fontana, Calif.	<b>G</b> 1	<b>FG</b> .333 1-3	<b>3FG</b> .000 0-0	<b>FT</b> 1.000 2-2	<b>Pts</b> 4.0	<b>Reb</b> 1.0	<b>Ast</b> 0	Played 2017-18 season at Odessa (Texas) CC Helped team advanced to NJCAA National Tournament Averaged 7.9 points, 4.9 rebounds at Odessa CC 54 of 157 rebounds at Odessa were offensive First team All-League in HS in California
<b>22</b>	<b>Josiah Wallace</b> 6-4, 185, So., G Marshall, Ill.	<b>G</b> 1	<b>FG</b> .125 1-8	<b>3FG</b> .200 1-5	<b>FT</b> .500 2-4	<b>Pts</b> 5.0	<b>Reb</b> 5.0	<b>Ast</b> 1.0	Played 2017-18 season at Olney Central College (IL) Ranked 15th in JUCO in scoring at 21.2 points per game Had five games with 30 or more points scored Honorable mention JUCO All-American Led HS team to regional finals as a senior
<b>23</b>	<b>Ben Harvey</b> 6-5, 190, Fr., G Jonesboro, Ark.	<b>G</b> 1	<b>FG</b> .333 2-6	<b>3FG</b> .250 1-4	<b>FT</b> .000 0-0	<b>Pts</b> 5.0	<b>Reb</b> 2.0	<b>Ast</b> 0	Played one season at Link Year Prep in Branson, Mo. Averaged 25 points per game at Link Year Helped team rank No. 5 nationally in HS at Jonesboro (32-0) Team won Class 6A state championship at Jonesboro Averaged 17 points per game at Jonesboro HS
<b>24</b>	<b>Rade Kukobat</b> 6-9, 225, Jr., F Gary, Ind.	<b>G</b> 1	<b>FG</b> .273 3-11	<b>3FG</b> .500 1-2	<b>FT</b> .833 5-6	<b>Pts</b> 12.0	<b>Reb</b> 7.0	<b>Stl</b> 2.0	Played two seasons at Vincennes University (Ind.) Helped team win 30+ games in back-to-back seasons Averaged 8.7 points, 6.8 rebounds per game in 2017-18 Team finished 4th at NJCAA Tournament in 2017-18 Honorable mention All-Area in HS
<b>32</b>	<b>JaQualis Matlock</b> 6-5, 225, Jr., F Hopkinsville, Ky.	<b>G</b> 1	<b>FG</b> .500 3-6	<b>3FG</b> .000 0-1	<b>FT</b> 1.000 2-2	<b>Pts</b> 8.0	<b>Reb</b> 4.0	<b>Ast</b> 0	Played 2017-18 season at Moberly Area CC (Mo.) Averaged 9.4 points, 7.2 rebounds in 2017-18 Second team All-Region at Moberly Area CC Had 2,221 points, 1,065 rebounds in high school career All-State in Kentucky as a senior
<b>40</b>	<b>Lucas Jones</b> 6-8, 205, Sr., F Prairie Village, Kan.	<b>G</b> 1	<b>FG</b> .000 0-0	<b>3FG</b> .000 0-0	<b>FT</b> .000 0-0	<b>Pts</b> 0	<b>Reb</b> 0	<b>Ast</b> 0	Started vs. TTU (7 points, 5 rebounds in 28 minutes) Scored 6 points with 7 rebounds against SIUE Has six blocks this season, four against Belmont Scored 12 points off bench vs Fontbonne 3 points off bench at Nebraska (1st pts since 12/19/16)
<b>55</b>	<b>Aboubacar Diallo</b> 6-9, 200, Sr., C Abidjan, Ivory Coast	<b>G</b> 1	<b>FG</b> .500 1-2	<b>3FG</b> .000 0-0	<b>FT</b> .000 0-0	<b>Pts</b> 2.0	<b>Reb</b> 1.0	<b>Blk</b> 1.0	Second career double figure rebound game - 11 vs. TTU Had 5 blocks twice vs. Austin Peay (one shy of school record) Ranked 3rd in OVC in blocks with 47 (5th on EIU career list) Season high 5 points, 6 rebounds at Murray State Four points, four rebounds, 3 blocks at Nebraska

**EASTERN ILLINOIS PANTHER HIGHS (SEASON AND CAREER HIGH POINTS/REBOUNDS/ASSISTS)**

\* INDICATES HAS HAPPENED MORE THAN ONE TIME & LAST TIME OCCURED IS LISTED (# OF TIMES IN PARENTHESIS)

	SEASON HIGH	CAREER HIGH
<b>1 KASHAWN CHARLES</b>	P - R - A -	P - Same R - Same A - Same
<b>2 TERRELL LEWIS</b>	P - R - A -	P - 25 vs. IUPUI (11-17-17) R - 6 at Western Illinois (11-15-17) * (4) A - 11 at Oakland (3-17-15)
<b>3 MACK SMITH</b>	P - 11 at Texas (11-6-18) R - 2 at Texas (11-6-18) A - 2 at Texas (11-6-18)	P - 31 vs. Tennessee Tech (2-3-18) R - 11 vs. UT Martin (1-18-18) A - 4 at SIUE (2-8-18) * (2)
<b>5 SHAREEF SMITH</b>	P - 8 at Texas (11-6-18) R - 4 at Texas (11-6-18) A - 2 at Texas (11-6-18)	P - Same R - Same A - Same
<b>10 CAM BURRELL</b>	P - 4 at Texas (11-6-18) R - 5 at Texas (11-6-18) A -	P - Same R - Same A - Same
<b>11 LOGAN KOCH</b>	P - R - A -	P - 6 at Tennessee State (1-27-18) * (6) R - 4 vs. Belmont (1-13-18) A - 6 vs. Fontbonne (12-19-16)
<b>13 SHAWN WILSON</b>	P - R - A -	P - 5 vs. Tennessee Tech (2-3-18) R - 1 vs. Jacksonville State (2-1-18) * (2) A - 6 vs. Tennessee Tech (2-3-18)
<b>21 BRAXTON SHAW</b>	P - 4 at Texas (11-6-18) R - 1 at Texas (11-6-18) A -	P - Same R - Same A - Same
<b>22 JOSIAH WALLACE</b>	P - 5 at Texas (11-6-18) R - 5 at Texas (11-6-18) A - 1 at Texas (11-6-18)	P - Same R - Same A - Same
<b>23 BEN HARVEY</b>	P - 5 at Texas (11-6-18) R - 2 at Texas (11-6-18) A -	P - Same R - Same A - Same
<b>24 RADE KUKOBAT</b>	P - 12 at Texas (11-6-18) R - 7 at Texas (11-6-18) A -	P - Same R - Same A - Same
<b>32 JAQUALIS MATLOCK</b>	P - 8 at Texas (11-6-18) R - 4 at Texas (11-6-18) A -	P - Same R - Same A - Same
<b>40 LUCAS JONES</b>	P - R - A -	P - 12 vs. Fontbonne (11-24-17) R - 8 vs. Fontbonne (12-19-16) A - 2 vs. Jacksonville State (2-1-18) * (3)
<b>55 ABOUBACAR DIALLO</b>	P - 2 at Texas (11-6-18) R - 1 at Texas (11-6-18) A -	P - 9 at Murray State (2-18-17) R - 14 at UIC (12-4-16) A - 4 vs. Fontbonne (11-24-17)

# EASTERN ILLINOIS MEN'S BASKETBALL STATISTICS

RECORD:	OVERALL	HOME	AWAY	NEUTRAL
ALL GAMES	0-1	0-0	0-1	0-0
CONFERENCE	0-0	0-0	0-0	0-0
NON-CONFERENCE	0-1	0-0	0-1	0-0

#	Player	gp-gs	min	avg	Total		3-Point		F-Throw		Rebounds				pf	dq	a	to	blk	stl	pts	avg		
					fg-fga	fg%	3fg-fga	3fg%	ft-fga	ft%	off	def	tot	avg										
24	KUKOBAT, Rade	1-1	30	30.0	3-11	.273	1-2	.500	5-6	.833	3	4	7	7.0	0	0	0	2	1	2	12	12.0		
03	SMITH, Mack	1-1	34	34.0	4-11	.364	2-8	.250	1-2	.500	0	2	2	2.0	3	0	2	5	0	0	11	11.0		
32	MATLOCK, JaQualis	1-1	25	25.0	3-6	.500	0-1	.000	2-2	1.000	0	4	4	4.0	0	0	0	0	0	0	8	8.0		
05	SMITH, Shareef	1-1	23	23.0	3-5	.600	1-2	.500	1-2	.500	0	4	4	4.0	3	0	2	1	0	4	8	8.0		
22	WALLACE, Josiah	1-1	33	33.0	1-8	.125	1-5	.200	2-4	.500	0	5	5	5.0	2	0	1	4	0	2	5	5.0		
23	HARVEY, Ben.	1-0	18	18.0	2-6	.333	1-4	.250	0-0	.000	1	1	2	2.0	1	0	0	2	0	0	5	5.0		
10	BURRELL, Cam	1-0	17	17.0	2-3	.667	0-0	.000	0-0	.000	3	2	5	5.0	4	0	0	2	2	1	4	4.0		
12	SHAW, Braxton	1-0	7	7.0	1-3	.333	0-0	.000	2-2	1.000	1	0	1	1.0	0	0	0	1	0	0	4	4.0		
55	DIALLO, Aboubacar	1-0	8	8.0	1-2	.500	0-0	.000	0-0	.000	1	0	1	1.0	2	0	0	0	1	0	2	2.0		
40	JONES, Lucas	1-0	2	2.0	0-0	.000	0-0	.000	0-0	.000	0	0	0	0.0	0	0	0	0	0	0	0	0.0		
13	WILSON, Shaun	1-0	1	1.0	0-0	.000	0-0	.000	0-0	.000	0	0	0	0.0	0	0	0	0	0	0	0	0.0		
01	CHARLES, Kashawn	1-0	2	2.0	0-1	.000	0-1	.000	0-0	.000	0	0	0	0.0	0	0	0	0	0	0	0	0.0		
Team											1	2	3					2						
Total.....		1	200		20-56	.357	6-23	.261	13-18	.722	10	24	34	34.0	15	0	5	19	4	9	59	59.0		
Opponents.....		1	200		26-52	.500	8-25	.320	11-20	.550	6	29	35	35.0	17	-	20	16	2	7	71	71.0		

TEAM STATISTICS	EIU	OPP
SCORING	59	71
Points per game	59.0	71.0
Scoring margin	-12.0	-
FIELD GOALS-ATT	20-56	26-52
Field goal pct	.357	.500
3 POINT FG-ATT	6-23	8-25
3-point FG pct	.261	.320
3-pt FG made per game	6.0	8.0
FREE THROWS-ATT	13-18	11-20
Free throw pct	.722	.550
F-Throws made per game	13.0	11.0
REBOUNDS	34	35
Rebounds per game	34.0	35.0
Rebounding margin	-1.0	-
ASSISTS	5	20
Assists per game	5.0	20.0
TURNOVERS	19	16
Turnovers per game	19.0	16.0
Turnover margin	-3.0	-
Assist/turnover ratio	0.3	1.3
STEALS	9	7
Steals per game	9.0	7.0
BLOCKS	4	2
Blocks per game	4.0	2.0
ATTENDANCE	0	7522
Home games-Avg/Game	0-0	1-7522
Neutral site-Avg/Game	-	0-0

Date	Opponent	Score	Att.
11/06/18	at Texas	L 59-71	7522

\* - Conference game

Score by Periods	1st	2nd	Totals
Eastern Illinois	28	31	59
Opponents	38	33	71

# EASTERN ILLINOIS EXHIBITION GAME

## Official Basketball Box Score -- Game Totals -- Final Statistics Eureka College vs Eastern Illinois 11/2/18 7 pm at Lantz Arena

**Eureka College 44 • 0-0**

##	Player	f	Total			3-Ptr			Rebounds			PF	TP	A	TO	Blk	Stl	Min
			FG	FGA	FT	FTA	FG	FGA	FT	FTA	Off							
14	Wiegand, Alex	f	1	3	0	0	0	0	2	6	8	2	2	0	2	2	2	29
10	Hardaway, D., Jr.	g	1	4	1	2	0	0	0	2	2	1	3	0	3	0	0	25
11	Juergens, Austin	g	5	15	1	5	1	1	1	1	2	4	12	1	2	0	1	28
12	Bennington, Dakota	g	7	15	2	3	1	2	1	6	7	4	17	0	2	2	4	26
20	Thomas, Hank	g	3	14	1	4	1	2	3	2	5	5	8	6	6	0	0	27
03	Hosea, Jalen		0	1	0	0	0	0	0	2	2	0	0	1	1	0	0	11
05	Henderson, Kyle		0	1	0	1	0	0	0	0	0	1	0	0	0	0	0	8
15	White, Koby		0	4	0	1	0	0	1	1	2	0	0	0	0	0	0	7
24	Barth, Drew		0	0	0	0	0	0	0	0	0	0	0	0	0	0	0	1
32	Stork, Kyler		0	3	0	1	0	0	0	0	0	0	0	0	0	0	0	5
33	Robison, Kyle		0	1	0	0	0	0	0	0	0	0	0	0	0	0	0	3
34	Yonker, Drew		1	3	0	0	0	0	1	2	3	1	2	0	2	0	0	16
40	Mack, Devon		0	0	0	0	0	0	0	1	1	0	0	0	0	0	0	0
54	Parmenter, Andrew		0	0	0	0	0	0	0	0	0	0	0	0	0	0	0	2
55	Banks, Jaedon		0	0	0	0	0	0	0	1	1	0	0	1	0	0	1	12
Team									0	3	3			1				
Totals			18	64	5	18	3	5	9	27	36	18	44	9	19	4	8	200

FG % 1st Half: 6-32 18.8% 2nd half: 12-32 37.5% Game: 18-64 28.1%  
 3FG % 1st Half: 3-11 27.3% 2nd half: 2-7 28.6% Game: 5-18 27.8%  
 FT % 1st Half: 1-2 50.0% 2nd half: 2-3 66.7% Game: 3-5 60.0%

Deadball  
Rebounds  
2

**Eastern Illinois 79 • 0-0**

##	Player	f	Total			3-Ptr			Rebounds			PF	TP	A	TO	Blk	Stl	Min
			FG	FGA	FT	FTA	FG	FGA	FT	FTA	Off							
24	KUKOBAT, Rade	f	5	6	0	0	0	0	2	4	6	1	10	1	0	1	4	21
32	MATLOCK, JaQualis	f	1	11	0	0	2	2	7	4	11	1	4	2	1	0	1	16
03	SMITH, Mack	g	4	9	3	6	0	1	0	2	2	1	11	0	1	1	0	13
05	SMITH, Shareef	g	2	5	0	2	0	0	1	2	3	2	4	6	3	0	1	23
22	WALLACE, Josiah	g	9	17	4	7	1	1	1	3	4	1	23	2	3	0	1	21
01	CHARLES, Kashawn		3	10	1	5	0	0	0	8	8	1	7	1	1	1	2	22
10	BURRELL, Cam		3	5	0	0	0	0	5	3	8	2	6	1	0	0	0	20
11	KOCH, Logan		0	0	0	0	0	0	0	1	1	0	0	2	0	0	0	8
13	WILSON, Shaun		0	1	0	0	0	0	0	1	1	0	0	1	2	0	0	8
21	SHAW, Braxton		0	4	0	0	2	4	1	1	2	2	2	0	2	1	0	13
23	HARVEY, Ben.		3	9	1	4	1	1	1	3	4	0	8	1	0	0	0	16
40	JONES, Lucas		1	3	0	1	1	2	2	3	5	0	3	0	0	0	1	11
55	DIALLO, Aboubacar		0	0	0	0	1	4	1	2	3	0	1	0	1	1	0	8
Team									3	0	3							
Totals			31	80	9	25	8	15	24	37	61	11	79	17	14	5	10	200

FG % 1st Half: 16-39 41.0% 2nd half: 15-41 36.6% Game: 31-80 38.8%  
 3FG % 1st Half: 5-13 38.5% 2nd half: 4-12 33.3% Game: 9-25 36.0%  
 FT % 1st Half: 5-10 50.0% 2nd half: 3-5 60.0% Game: 8-15 53.3%

Deadball  
Rebounds  
5

Officials: Michael O'Neill, Thomas O'Neill, Gregory Gerritsen  
 Technical fouls: Eureka College-None. Eastern Illinois-None.  
 Attendance: 708  
 Exhibition Game

Score by periods	1st	2nd	Total
Eureka College	16	28	44
Eastern Illinois	42	37	79

	In	Off	2nd	Fast	Bench
Points	Paint	T/O	Chance	Break	
ECMB	10	14	4	4	2
EIU	28	23	17	7	27

Last FG - ECMB 2nd-02:48, EIU 2nd-00:51.  
 Largest lead - ECMB by 4 1st-14:15, EIU by 35 2nd-00:51.  
 ECMB led for 03:51. EIU led for 35:31. Game was tied for 00:37.

Score tied - 1 time.  
 Lead changed - 5 times.

# EASTERN ILLINOIS GAME 1

## Official Basketball Box Score -- Game Totals -- Final Statistics Eastern Illinois vs Texas 11/06/18 7:01 P.M. at Austin, TX (Frank Erwin Center)

### Eastern Illinois 59 • 0-1

##	Player	f	Total			3-Ptr			Rebounds			PF	TP	A	TO	Blk	Stl	Min
			FG-FGA	FG-FGA	FT-FTA	FG-FGA	FG-FGA	FT-FTA	Off	Def	Tot							
24	KUKOBAT, Rade	f	3-11	1-2	5-6	3	4	7	0	12	0	2	1	2			30	
32	MATLOCK, JaQualis	f	3-6	0-1	2-2	0	4	4	0	8	0	0	0	0			25	
03	SMITH, Mack	g	4-11	2-8	1-2	0	2	2	3	11	2	5	0	0			34	
05	SMITH, Shareef	g	3-5	1-2	1-2	0	4	4	3	8	2	1	0	4			23	
22	WALLACE, Josiah	g	1-8	1-5	2-4	0	5	5	2	5	1	4	0	2			33	
01	CHARLES, Kashawn		0-1	0-1	0-0	0	0	0	0	0	0	0	0	0			2	
10	BURRELL, Cam		2-3	0-0	0-0	3	2	5	4	4	0	2	2	1			17	
12	SHAW, Braxton		1-3	0-0	2-2	1	0	1	0	4	0	1	0	0			7	
13	WILSON, Shaun		0-0	0-0	0-0	0	0	0	0	0	0	0	0	0			1	
23	HARVEY, Ben.		2-6	1-4	0-0	1	1	2	1	5	0	2	0	0			18	
40	JONES, Lucas		0-0	0-0	0-0	0	0	0	0	0	0	0	0	0			2	
55	DIALLO, Aboubacar		1-2	0-0	0-0	1	0	1	2	2	0	0	1	0			8	
Team						1	2	3				2						
Totals			20-56	6-23	13-18	10	24	34	15	59	5	19	4	9			200	

FG % 1st Half: 9-23 39.1% 2nd half: 11-33 33.3% Game: 20-56 35.7%  
 3FG % 1st Half: 4-11 36.4% 2nd half: 2-12 16.7% Game: 6-23 26.1%  
 FT % 1st Half: 6-8 75.0% 2nd half: 7-10 70.0% Game: 13-18 72.2%

Deadball  
Rebounds  
2,1

### Texas 71 • 1-0

##	Player	f	Total			3-Ptr			Rebounds			PF	TP	A	TO	Blk	Stl	Min
			FG-FGA	FG-FGA	FT-FTA	FG-FGA	FG-FGA	FT-FTA	Off	Def	Tot							
20	Sims, Jericho	f	2-3	0-0	1-2	2	3	5	4	5	0	4	0	1			20	
21	Osetkowski, Dylan	f	3-5	0-1	3-4	0	5	5	1	9	0	3	0	0			28	
02	Coleman III, Matt	g	5-9	2-5	1-1	0	3	3	1	13	7	2	0	2			31	
13	Febres, Jase	g	3-6	3-6	0-1	0	2	2	1	9	0	1	0	0			27	
55	Mitrou-Long, Elijah	g	4-8	1-4	0-0	0	6	6	2	9	6	3	0	3			24	
00	Liddell, Gerald		0-3	0-2	0-0	0	1	1	0	0	0	1	0	0			7	
01	Jones, Andrew		0-2	0-2	1-2	0	1	1	1	1	1	0	0	1			9	
03	Ramey, Courtney		2-4	0-2	3-6	0	3	3	3	7	6	1	0	0			23	
10	Hayes, Jaxson		5-9	0-0	2-4	3	1	4	3	12	0	1	2	0			20	
33	Hepa, Kamaka		2-3	2-3	0-0	1	2	3	1	6	0	0	0	0			11	
Team						0	2	2										
Totals			26-52	8-25	11-20	6	29	35	17	71	20	16	2	7			200	

FG % 1st Half: 14-25 56.0% 2nd half: 12-27 44.4% Game: 26-52 50.0%  
 3FG % 1st Half: 4-11 36.4% 2nd half: 4-14 28.6% Game: 8-25 32.0%  
 FT % 1st Half: 6-12 50.0% 2nd half: 5-8 62.5% Game: 11-20 55.0%

Deadball  
Rebounds  
4

Officials: Gary Maxwell, Kelly Self, Tyler Kumpf  
 Technical fouls: Eastern Illinois-None. Texas-None.  
 Attendance: 7522

Score by periods	1st	2nd	Total
Eastern Illinois	28	31	59
Texas	38	33	71

Points	In Paint	Off T/O	2nd Chance	Fast Break	Bench
EIU	20	11	10	6	15
UT	32	11	6	12	26

Last FG - EIU 2nd-00:04, UT 2nd-01:24.  
 Largest lead - EIU by 4 1st-06:59, UT by 23 2nd-08:16.  
 EIU led for 08:17. UT led for 26:56. Game was tied for 04:47.

Score tied - 9 times.  
 Lead changed - 12 times.

# EASTERN ILLINOIS CAREER STATISTICS (RETURNING PLAYERS)

## Individual Career History

### DIALLO, Aboubacar

Season	gp-gs	min/avg	Total		3-Point		F-Throws		Rebounds				Scoring							
			fg-fga	pct	fg-fga	pct	ft-fta	pct	off	def	tot	avg	pf	fo	ast	to	blk	stl	pts	avg
2015-16	15-0	65/4.3	3-7	.429	0-0	.000	0-3	.000	6	6	12	0.8	13	0	5	3	8	2	6	0.4
2016-17	27-0	183/6.8	6-28	.214	0-0	.000	11-21	.524	29	39	68	2.5	29	0	5	8	19	6	23	0.9
2017-18	31-6	403/13.0	12-29	.414	0-0	.000	8-11	.727	29	64	93	3.0	55	3	16	10	47	5	32	1.0
2018-19	1-0	8/8.0	1-2	.500	0-0	.000	0-0	.000	1	0	1	1.0	2	0	0	0	1	0	2	2.0
<b>TOTAL</b>	<b>74-6</b>	<b>659/8.9</b>	<b>22-66</b>	<b>.333</b>	<b>0-0</b>	<b>.000</b>	<b>19-35</b>	<b>.543</b>	<b>65</b>	<b>109</b>	<b>174</b>	<b>2.4</b>	<b>99</b>	<b>3</b>	<b>26</b>	<b>21</b>	<b>75</b>	<b>13</b>	<b>63</b>	<b>0.9</b>

### JONES, Lucas

Season	gp-gs	min/avg	Total		3-Point		F-Throws		Rebounds				Scoring							
			fg-fga	pct	fg-fga	pct	ft-fta	pct	off	def	tot	avg	pf	fo	ast	to	blk	stl	pts	avg
2015-16	19-6	238/12.5	22-54	.407	8-26	.308	3-5	.600	13	24	37	1.9	18	0	5	8	2	3	55	2.9
2016-17	7-0	37/5.3	2-4	.500	0-1	.000	0-0	.000	5	8	13	1.9	3	0	3	3	2	3	4	0.6
2017-18	26-7	325/12.5	15-37	.405	7-20	.350	11-14	.786	12	39	51	2.0	15	0	18	9	7	5	48	1.8
2018-19	1-0	2/2.0	0-0	.000	0-0	.000	0-0	.000	0	0	0	0.0	0	0	0	0	0	0	0	0.0
<b>TOTAL</b>	<b>53-13</b>	<b>602/11.4</b>	<b>39-95</b>	<b>.411</b>	<b>15-47</b>	<b>.319</b>	<b>14-19</b>	<b>.737</b>	<b>30</b>	<b>71</b>	<b>101</b>	<b>1.9</b>	<b>36</b>	<b>0</b>	<b>26</b>	<b>20</b>	<b>11</b>	<b>11</b>	<b>107</b>	<b>2.0</b>

### KOCH, Logan

Season	gp-gs	min/avg	Total		3-Point		F-Throws		Rebounds				Scoring							
			fg-fga	pct	fg-fga	pct	ft-fta	pct	off	def	tot	avg	pf	fo	ast	to	blk	stl	pts	avg
2016-17	13-0	65/5.0	3-17	.176	2-10	.200	0-0	.000	0	4	4	0.3	9	0	10	5	0	3	8	0.6
2017-18	13-1	227/17.5	10-35	.286	8-30	.267	2-2	1.000	0	13	13	1.0	21	0	14	11	0	8	30	2.3
<b>TOTAL</b>	<b>26-1</b>	<b>292/11.2</b>	<b>13-52</b>	<b>.250</b>	<b>10-40</b>	<b>.250</b>	<b>2-2</b>	<b>1.000</b>	<b>0</b>	<b>17</b>	<b>17</b>	<b>0.7</b>	<b>30</b>	<b>0</b>	<b>24</b>	<b>16</b>	<b>0</b>	<b>11</b>	<b>38</b>	<b>1.5</b>

### LEWIS, Terrell

Season	gp-gs	min/avg	Total		3-Point		F-Throws		Rebounds				Scoring							
			fg-fga	pct	fg-fga	pct	ft-fta	pct	off	def	tot	avg	pf	fo	ast	to	blk	stl	pts	avg
2014-15	33-33	1144/34.7	95-222	.428	55-106	.519	56-65	.862	13	50	63	1.9	51	0	156	85	0	25	301	9.1
2015-16	30-30	1131/37.7	103-278	.371	64-170	.376	61-94	.649	23	64	87	2.9	60	1	171	58	1	36	331	11.0
2016-17	29-29	924/31.9	95-252	.377	72-186	.387	43-56	.768	12	27	39	1.3	56	1	136	50	0	34	305	10.5
2017-18	8-8	283/35.4	23-63	.365	18-47	.383	8-12	.667	5	14	19	2.4	19	0	38	15	0	15	72	9.0
<b>TOTAL</b>	<b>100-100</b>	<b>3482/34.8</b>	<b>316-815</b>	<b>.388</b>	<b>209-509</b>	<b>.411</b>	<b>168-227</b>	<b>.740</b>	<b>53</b>	<b>155</b>	<b>208</b>	<b>2.1</b>	<b>186</b>	<b>2</b>	<b>501</b>	<b>208</b>	<b>1</b>	<b>110</b>	<b>1009</b>	<b>10.1</b>

### SMITH, Mack

Season	gp-gs	min/avg	Total		3-Point		F-Throws		Rebounds				Scoring							
			fg-fga	pct	fg-fga	pct	ft-fta	pct	off	def	tot	avg	pf	fo	ast	to	blk	stl	pts	avg
2017-18	25-20	682/27.3	106-231	.459	54-139	.388	44-59	.746	5	91	96	3.8	55	2	35	41	5	17	310	12.4
2018-19	1-1	34/34.0	4-11	.364	2-8	.250	1-2	.500	0	2	2	2.0	3	0	2	5	0	0	11	11.0
<b>TOTAL</b>	<b>26-21</b>	<b>716/27.5</b>	<b>110-242</b>	<b>.455</b>	<b>56-147</b>	<b>.381</b>	<b>45-61</b>	<b>.738</b>	<b>5</b>	<b>93</b>	<b>98</b>	<b>3.8</b>	<b>58</b>	<b>2</b>	<b>37</b>	<b>46</b>	<b>5</b>	<b>17</b>	<b>321</b>	<b>12.3</b>

### WILSON, Shawn

Season	gp-gs	min/avg	Total		3-Point		F-Throws		Rebounds				Scoring							
			fg-fga	pct	fg-fga	pct	ft-fta	pct	off	def	tot	avg	pf	fo	ast	to	blk	stl	pts	avg
2017-18	10-0	66/6.6	3-6	.500	0-1	.000	1-3	.333	1	1	2	0.2	8	0	9	8	0	2	7	0.7
2018-19	1-0	1/1.0	0-0	.000	0-0	.000	0-0	.000	0	0	0	0.0	0	0	0	0	0	0	0	0.0
<b>TOTAL</b>	<b>11-0</b>	<b>67/6.1</b>	<b>3-6</b>	<b>.500</b>	<b>0-1</b>	<b>.000</b>	<b>1-3</b>	<b>.333</b>	<b>1</b>	<b>1</b>	<b>2</b>	<b>0.2</b>	<b>8</b>	<b>0</b>	<b>9</b>	<b>8</b>	<b>0</b>	<b>2</b>	<b>7</b>	<b>0.6</b>

## EASTERN ILLINOIS GAME-BY-GAME STARTING LINE-UP

<u>Date</u>	<u>Game</u>	<u>Result</u>	<u>G</u>	<u>G</u>	<u>G</u>	<u>F</u>	<u>F</u>	<u>Rec. By Line-Up</u>
Nov. 6	at Texas	L 59-71	S. Smith	M. Smith	Wallace	Matlock	Kukobat	0-1

## EASTERN ILLINOIS CAREER DOUBLE-DOUBLES

### TERRELL LEWIS (3)

13 pts, 10 ast vs. Eastern Kentucky (Jan. 14, 2016)

15 pts, 10 ast vs. Morehead State (Jan. 16, 2016)

12 pts, 10 ast at UT Martin (Feb. 18, 2016)

### MACK SMITH (1)

22 pts, 11 reb vs. UT Martin (Jan. 18, 2018)



**Jay Spoonhour**  
Head Coach (7th year)  
Pittsburg State, 1994



**Rand Chappell**  
Assistant Coach (6th year)  
Missouri State, 1985



**Justin Brown**  
Assistant Coach (1st Year)  
Southwest Baptist, 2009

**Tone Boyle**  
Assistant Coach (2nd Year)  
Milwaukee, 2012



**1 - Kashawn Charles**  
G / 6-1 / 185 / So  
Wyandanch, NY  
Labatte CC



**2 - Terrell Lewis**  
G / 5-7 / 150 / R-Sr  
St. Louis, Mo.  
Ladue HS



**3 - Mack Smith**  
G / 6-2 / 185 / So  
Indianapolis, Ind.  
Warren Central HS



**5 - Shareef Smith**  
G / 5-10 / 180 / Jrr  
Madison, Wis.  
Highland (IL) CC



**10 - Cam Burrell**  
F / 6-7 / 175 / Fr  
Chicago, Ill.  
Morgan Park HS



**11 - Logan Koch**  
G / 6-1 / 200 / Jr  
Shawnee, Kan.  
Mill Valley HS



**13 - Shawn Wilson**  
G / 5-11 / 165 / Jr  
Harvey, Ill.  
Thornton HS



**21 - Braxton Shaw**  
F / 6-7 / 210 / Jr  
Fontana, Calif.  
Odessa CC



**23 - Josiah Wallace**  
G / 6-4 / 185 / So  
Marshall, Ill.  
Olney Central College



**24 - Ben Harvey**  
G / 6-5 / 190 / Fr  
Jonesboro, Ark.  
Link Year Prep



**24 - Rade Kukobat**  
F / 6-9 / 225 / Jr  
Gary, Ind.  
Vincennes University



**32 - JaQualis Matlock**  
F / 6-5 / 225 / Jr  
Hopkinsville, Ky.  
Moberly JC



**40 - Lucas Jones**  
F / 6-8 / 205 / Sr  
Prairie Village, Kan.  
Shawnee Mission East HS



**55 - Aboubacar Diallo**  
C / 6-9 / 200 / Sr  
Abidjan, Ivory Coast  
St. Louis Christian Academy

